
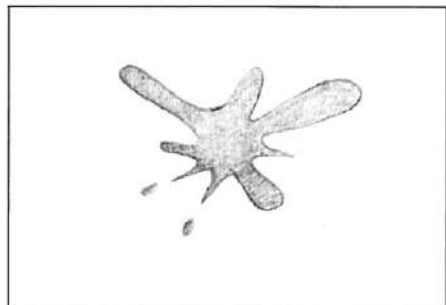



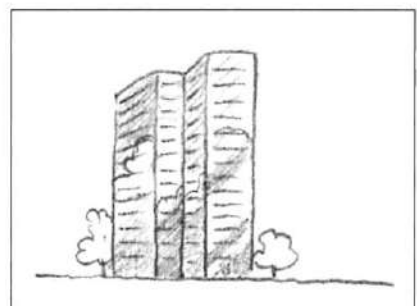


Part 1: Map of Scotland



Part 2: Flashcards

Inverness	Glasgow	Edinburgh
		
sky	grey	lake
		
throw	castle	modern building

© 2014 Cornelsen Schulverlage GmbH, Berlin. Alle Rechte vorbehalten.

Illustrationen: Karte: Carlos Borrell, Berlin; Flashcards: Katharina Wieker, Berlin

1 Read your part of the story. The new words below can help you. Then try to answer the questions. Complete the notes.

Part A

Who was in the text?	When did it happen?	Where did it happen?	What happened?
- the _____ family	- _____ in the _____	- in a _____ old _____	- man showed them their _____
- an _____ man	- the next _____	- in the _____	- the Grants _____ and _____
- some _____ who _____		with a warm _____	enjoyed the _____
played _____		- _____	- the family _____ goodbye,
and _____			but the old man didn't _____

New words in part A of the story:

make yourselves comfortable = *macht es euch gemütlich* • down = *nach unten* • wave = *winken*



1 Read your part of the story. The new words below can help you. Then try to answer the questions. Complete the notes.

Part B

Who was in the text?	When did it happen?	Where did it happen?	What happened?
- the _____ family	- on the family's first _____	- they landed in _____	- the _____ arrived
(Mr and _____	in _____	_____	- a _____ with the _____
and two _____)	- it was _____ outside	- in the car on the road to _____	_____ was missing
		_____	- they _____ a car
			- looked for the _____ to _____
			Dores _____

New words in part B of the story:

land = *landen* • hire = *mieten* • driving licence = *Führerschein* • mine = *meine, meiner, meins* • hoot = *hupen* • luckily = *glücklicherweise*

1 Read your part of the story. The new words below can help you. Then try to answer the questions. Complete the notes.

Part C

Who was in the text?	When did it happen?	Where did it happen?	What happened?
– the _____ family from _____	– in the _____ at about _____ am	– at the _____ B&B in _____	– Grants _____ at the B&B – they _____ the MacDonalds about _____
Mr and _____,	– later on the same _____	– at Urquhart _____	– found _____ on the map, later they _____ to _____
Duncan and _____	– in the _____		
– the _____ from <i>Lochside</i> B&B			

New words in part C of the story:

finger = *Finger* • ruin = *Ruine* • car park = *Parkplatz* • ghost = *Geist* • exist = *existieren* (they don't exist = *es gibt sie nicht*)



1 Read your part of the story. The new words below can help you. Then try to answer the questions. Complete the notes.

Part D

Who was in the text?	When did it happen?	Where did it happen?	What happened?
– the _____ (Mr and _____)	– in the _____ after _____ pm	– in the car on the _____ between _____ and Dores	– it started to _____ – Grants didn't _____ Dores – their _____ didn't work – they _____ at a car _____ – an _____ helped them
Duncan and _____)			
– an _____ Scottish _____			

New words in part D of the story:

narrow = *eng* • car park = *Parkplatz* • yours = *deiner, deine, deins / eurer, eure, eures* • not ... either = *auch nicht* • over there = *da drüben*
• accent = *Akzent*

Part 1: Speaking tickets

- Cut out the speaking tickets. Talk about the right order of the story in your books.
The sentences on the tickets will help you. Use all the tickets in the talk with your group.

Speaking ticket	Speaking ticket	Speaking ticket
I think that text ... is first/second/third/last, because it happened – in the morning – in the evening – on the next day – later on the same day – late in the evening – in the afternoon – ...	I agree. That's right. <i>oder</i> I don't agree. I think ...	Look at the time phrases: in text ... it says it was – 7 pm – 11 am – later in the evening – their first night – ... That's earlier/later than in text ...
	Speaking ticket I agree. That's right. <i>oder</i> I don't agree. I think ...	


Part 2: Word quiz

Step 1: Which of the words in the box are in your text of the story (A + heading, B, C or D)? Circle them.

hire • hoot • ghost • wave • finger • accent • exist • land • ruin • narrow • car park • driving licence

Step 2: Which sentences can you use to describe the words from your text?
Choose sentences from this list or write your own sentences.

- 1 People sometimes do this when they say goodbye.
- 2 People in cars do this when you're doing something wrong on the road.
- 3 It's a place where people leave their cars.
- 4 A plane does this when it arrives at the airport.
- 5 People ... a car when they only need it for a week or two.
- 6 The street isn't big: it's small and ...
- 7 You need it if you want to drive a car.
- 8 You say it about things that you can see and touch: They ...
- 9 It's not really there. It's scary.
- 10 It's a special way to speak a language.
- 11 It's a very old building that you can't live in.
- 12 It's one of the five that are part of a hand.

Step 3:  Describe the words from your text to your group members. Use the sentences you chose or wrote. Can the other students guess the words?

Scotch pancakes¹**For 6 pancakes you need:**

30 g sugar
120 g flour
1 egg
150 ml milk


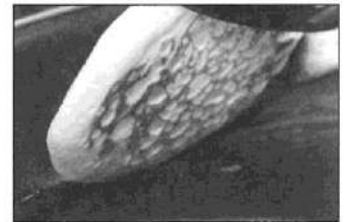
How to make them:

1. Put the flour and sugar into a bowl.²
2. Mix the egg and some milk in another bowl.
3. Mix³ the egg and milk mixture⁴ into the flour and sugar quickly.
4. Melt⁵ butter in a hot frying pan⁶ and put some of the mixture into the pan with a spoon.⁷
5. When there are lots of bubbles⁸ on the pancakes, turn them over.⁹

Tip: The first pancake is often not the best one. Use it to find the best temperature.

6. Eat the pancakes with butter, honey¹⁰ or jam.

New words: ¹pancakes *Pfannkuchen* • ²bowl *Schüssel* • ³mix *mischen* • ⁴mixture *Mischung* • ⁵melt *schmelzen (lassen)* • ⁶frying pan *Pfanne* • ⁷spoon *Löffel* • ⁸bubbles *Bläschen* • ⁹turn sth over *etwas wenden/umdrehen* • ¹⁰honey *Honig*

**Scotch porridge****For one bowl¹ of porridge you need:**



1 cup rolled oats²
3 cups water
1/2 teaspoon³ salt
milk or cream

How to make it:

1. Put the water into a saucepan.⁴ Bring water to a boil.⁵
2. Stir in⁶ rolled oats with a wooden spoon. Reduce⁷ to low heat.⁸
3. Cook for ten minutes. Stir⁹ every three minutes.
4. Stir in salt.
5. Cook for another ten minutes. Stir every three minutes.
6. Put porridge into bowl. Put some milk or cream on top and eat with a spoon.¹⁰

New words:

¹bowl *Schüssel* • ²rolled oats (*kernige*) *Haferflocken* • ³teaspoon *Teelöffel* • ⁴saucepan *Topf* • ⁵bring to a boil *zum Kochen bringen* • ⁶stir in *einrühren* • ⁷reduce *tiefer regeln/stellen* • ⁸low heat *niedrige Stufe/Temperatur* • ⁹stir (um)rühren • ¹⁰spoon *Löffel*



Task 1 Are there pupils from other countries in your class? Ask them 3 to 5 questions about **meals, clothes and rules at home** and write their answers.

Questions:	Name 1: _____ Country 1: _____	Name 2: _____ Country 1: _____	Name 3: _____ Country 1: _____
What do you have for breakfast?			
What do you wear for school?			
Do you _____? _____?			

Task 2 Imagine you are Maïke. Write about your week in Dublin for the school website at Dara's school.

My week in Dublin

I stayed with the O'Briens for a week in May. It was great! But a lot of things were new or different for me.

When I met Dara's brothers I _____.

At school I couldn't wear my normal clothes. I _____.

There's a great thing about school in Ireland: it _____.

On Friday we went _____. It's special, because _____.

The best thing about my week in Dublin was _____.

Task 3: Imagine you can stay with an Irish family in Dublin: How will you travel? How much will it cost? What will you take as a present? Make notes and then tell the class.



▲ fold here

More help

I'll travel by ... • I'll start at ... airport/train station and will ... to ... •
 A return ticket costs ... Euros. • I'll take ... with me. • I / My parents will buy ... as a present. •
 I think that's typically German.