



**1 Colour and write.**

- 1 The green T-Shirt is £7.
- 2 The pink T-Shirt is £8.
- 3 The yellow trainers are £20.
- 4 The blue trainers £23.
- 5 The orange pullover is £10.
- 6 The red pullover is £9.
- 7 The black jeans are £12.
- 8 The blue jeans are £11.

**2 Look at 1. Talk to a partner.**

**1 Write.**

On my birthday I

go swimming • go bowling • go shopping •
 go to a restaurant • go to the cinema • go to the beach •
 have a party • meet my friends • ...

On my birthday I ...

**2 Look at 1. Talk to a partner.**

you

On my birthday
 I go to a restaurant.

What about you?

Nice idea!

I often have a party.



partner



1 Read the story.

1

Can I do something different for my birthday?

What about a concert?

Great idea, Mum!

2

Happy birthday, Luca!

This is a surprise. Thanks!

3

My friends are at the Hoe. We can go there.

We always go to the park. What about something different?

4

Great!

5

This is a bad idea.

6

Luca, are you OK?

No I'm not! Oh, my leg.


7

I'm really sorry!

I'm sorry, too!

This is something different for your birthday, Luca!

Von der Einzahl zur Mehrzahl




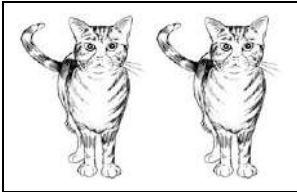

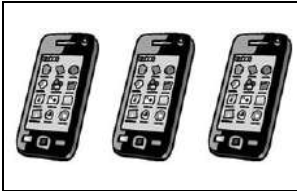








Beachte:
Das angehängte **s** zeigt dir, dass das Nomen in der Mehrzahl steht.

cat • shirt • ~~book~~ • tie • football


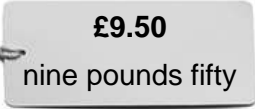

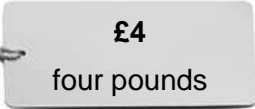

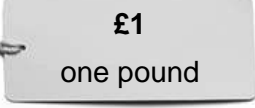

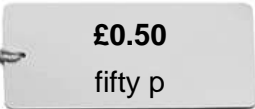

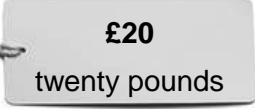


1 Look and write.

1		one book		three books
2		_____		two _____
3		_____		_____
4		_____		_____
5		_____		_____
6		_____		_____






1 Listen and draw lines.

1		
2		
3		
4		
5		



2 Look at 1. Write.

	You write	You say
 The calculator is	£1.	<u>one pound</u>
 The	_____.	_____
 The	_____.	_____

**1 Complete the table for you.**

go to town • go to the cinema • go swimming • go bowling • watch TV •
watch a film • meet my friends • ride my bike • stay at home • have a party

Questions	You	Partner: _____	Partner: _____
1 When's your birthday?			
2 What are your favourite activities on your birthday?			

**2 a) Look at 1. Talk to two partners.****b) Complete the 'Partner' columns.**

The illustration shows a conversation between a girl labeled 'you' and a boy labeled 'partner'. The girl asks two questions, and the boy provides answers. The girl also says a closing remark.

you: When's your birthday?
What are your favourite activities on your birthday?
Sounds fun. Thanks Ben.

partner: 15th April.
I go swimming and I meet my friends.

Unbekannte Wörter und Texte verstehen

1. Schau auf Bilder: Sie zeigen oft die Dinge, die du im Text nicht verstehst.
2. Denke an ähnliche Wörter im Deutschen: *tomato* sieht so ähnlich aus wie Tomate. Und *tomato sauce* heißt Tomatensoße.
3. Schau nach Wörtern, die du kennst: Oft reichen diese schon, um ungefähr zu verstehen, worum es geht. Du musst nicht jedes Wort verstehen!




1 Lies die Anzeige.

Cheap last minute offer

5-day trip to Mallorca: only €230

- all-inclusive hotel with great food
- fun water park for kids with fantastic water slides
- hotel not far from the beach
- free day trip to the mountains

Book now!



2 a) Schau auf die Bilder der Anzeige in 1. Rate und kreise ein.

		Strand
1	beach	Stadt Berge
3	mountains	Berge Strand Stadt

2	food	Koffer Essen Flugticket
4	water slide	Wasserball Wasserhahn Wasserrutsche



b) Denke an ähnliche Wörter im Deutschen. Rate und kreise ein.

1	trip	Schiff Trip / Reise Training
3	minute	Tag Stunde Minute

2	fantastic	fantastisch schmutzig fehlerhaft
4	hotel	Hotel Jugendherberge Zeltplatz



c) Welche Wörter kennst du? Unterstreiche im Text.

**1** Colour the **words** and the **s**!Luca **gets up** early.He **makes breakfast** for **Grace**.Mum **often comes** home late.She **sits with us** in the living **room**.The **bus stops** at school.It **stops** at home too.

Sagen, dass man etwas regelmäßig tut

I **get up** every morning.
He often **works** at night.

Beachte:

He, she, it –
das **s** muss mit!**2** Write.makes • gets •
comes • meets

Dad _____ up in the afternoon.

He often _____ dinner.

He _____ his friends at work.

He _____ home in the morning.

**1 Cyril's birthday. Write.**


come • get •
have • play



- 1 On my birthdays all my friends _____ to my party.
- 2 I always _____ a lot of presents.
- 3 We always _____ games.
- 4 We always _____ a great day.

**2 Birthdays. Write.**

- 1 When's your birthday, Tom? It's in September/on 15th September.
- 2 When's your birthday, Sam? _____.
- 3 When's your birthday, Sophie? _____.

**3 In a shop. Look and write.**

- 1 The football is eight pounds.
- 2 The tie is _____.
- 3 The book is _____.




1 Draw your favourite place in your town.



2 Check your English. Tick (✓).

Ich kann _____ von diesen sechs Wörtern auf Englisch sagen.



	😊	😐	☹️
Ich kann sagen, was ich jeden Tag und am Wochenende tue: I go shopping with my mum at the weekend.	<input type="checkbox"/>	<input type="checkbox"/>	<input type="checkbox"/>
Ich kann fragen und sagen, wann jemand Geburtstag hat: When's your birthday? My birthday is in July. / My birthday is on the second of July.	<input type="checkbox"/>	<input type="checkbox"/>	<input type="checkbox"/>
Ich kann sagen, wie viel etwas kostet: The calculator is one pound.	<input type="checkbox"/>	<input type="checkbox"/>	<input type="checkbox"/>

In dieser Unit hat mir besonders Spaß gemacht:
